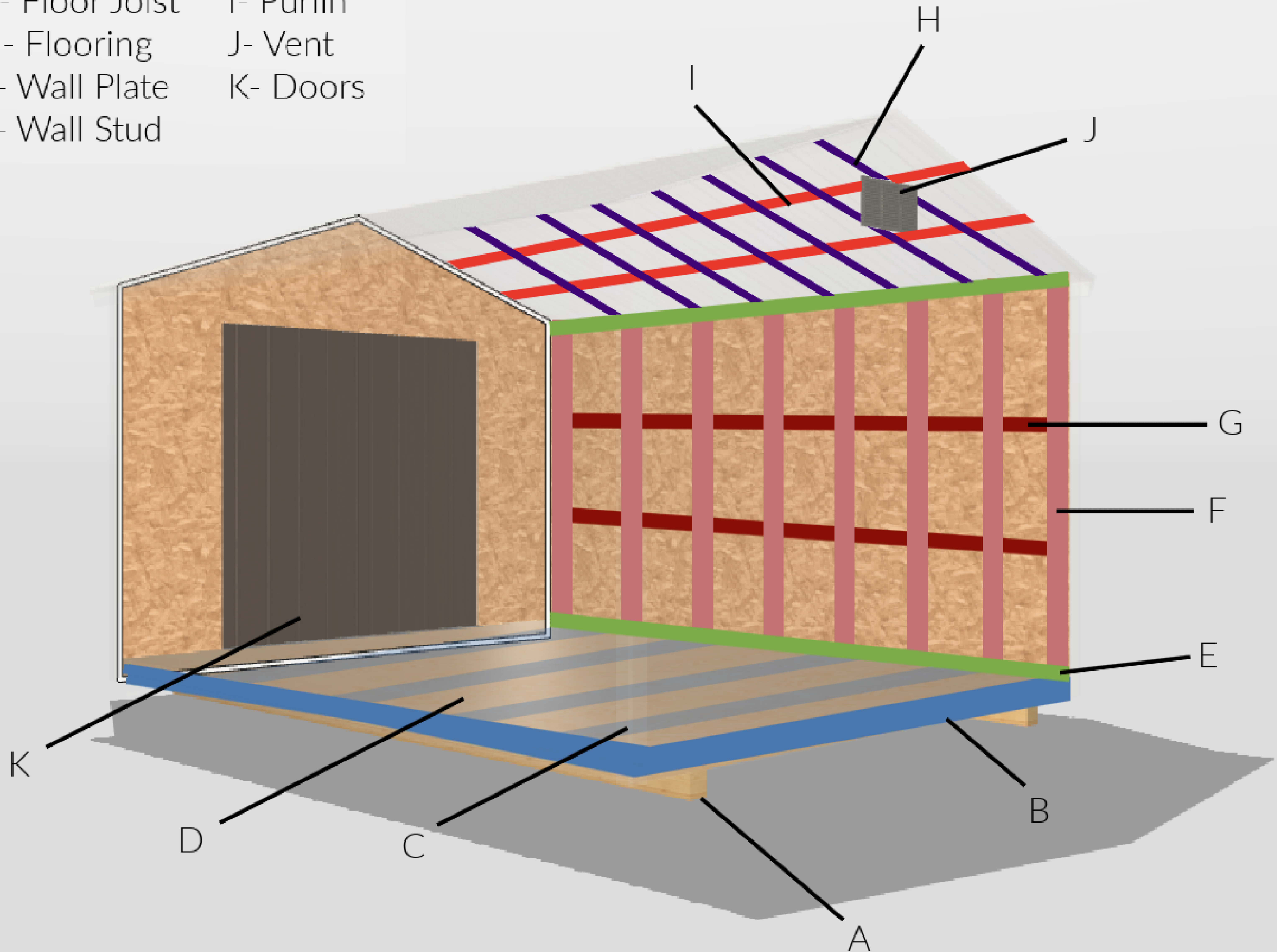


Shedology 101

- | | |
|----------------|-----------|
| A- Runner | G- Girt |
| B- Rim Joist | H- Rafter |
| C- Floor Joist | I- Purlin |
| D- Flooring | J- Vent |
| E- Wall Plate | K- Doors |
| F- Wall Stud | |



**This diagram shows commonly referred to components and does not show all components that may make up a building. This is a generic diagram and it is important to remember all builders/brands construct their buildings differently. If you have a question regarding a particular component please reach out to your local sales rep, check out the models additional specifications on our website, or call us (270) 789 - 4236.

Additional Specifications

Sloping Ridge - Treated Utility

Wall Specs	
Wall Height	6' 3"
Stud Type	2" x 4"
Stud Spacing	24" o.c (Every other stud is doubled).
Siding	T1-11 Treated Siding
Trim	Treated trim board
Sheathing	None
Vents	1 metal vent placed at each gable. 2 Metal vents total.

Roof Specs	
Roof Pitch	4/12
Rafter Type	2" x 4"
Rafter Spacing	48" o.c
Roof Type	Central States, 29 gauge Panel-Loc Plus metal
Sheathing	Single bubble insulation

Floor Specs	
Joist Type	2" x 4"
Joist Spacing	16" o.c
Flooring	5/8" LP ProStruct Tongue and Groove flooring with SmartFinish
Runners	4" x 6" Pressure treated runners, notched
Runner #	10' Wide - 2 runners 12' & 14' wide - 4 runners

*See standard features
for more info



Additional Specifications

Sloping Ridge - Treated Utility

Door Specs	
Standard Door	6' Double doors
Door Opening	Width - 70" Height - Approximately 79.5"
Threshold	Heavy duty aluminum diamond plate

Standard Features	
If double doors are moved from front to side of building on 10' wide, building will need to be upgraded to have a third runner on the same side as double doors.	



Natural-Kote™

Soy-Based Wood Stain

Superior Flowing & Penetrating Technology

Semi-Transparent Interior/Exterior

Advanced Bio-Based Technology

- Penetrating & Non Film Forming
- Rejuvenates, Preserves & Protects
- Long Lasting UV Protection
- No Stripping For Recoats
- Green Building Compliant

PROFESSIONAL GRADE HIGH PERFORMANCE FORMULATION

Tint Base 1 U.S. quart - fill rate of 30.5 fl. oz.

KEEP OUT OF THE REACH OF CHILDREN

Made in the U.S.A.

Natural-Kote™
Soy-Based Wood Stain
Advantages

High Performance
Penetrating Technology
UV Resistant
Preserves & Protects
No Oily Films Fast
Drying
Virtually Odorless

Low Emitting Material
Renewable Resource
Recycled Content
Non-Flammable
Non-Hazardous

Ingredient/CAS
Soy Methyl Ester/ (67762-38-3)
Proprietary Mixture/ (N/A-Non Haz)
Water/ (7732-18-5)

VOC: <25 g/L

Manufactured by



Rebersburg, PA

DO NOT USE THIS DIGITAL COLOR CHART FOR COLOR MATCHING.

This digital color chart is intended to be viewed on computer monitors to show a wide range of colors available. Colors will vary depending on your computer monitor and monitor settings. Please ask for a physical color chart to view colors, and a metal sample for color matching purposes.


Stain
Driftwood

Stain
Redwood

Stain
Keystone Gold

Natural-Kote Soy-Based Wood Stain is a leading soy-based, non-hazardous penetrating stain technology. The proprietary formulation with a soy ester dispersion resin made from rapidly renewable resource materials, makes Natural-Kote the preferred environmentally compliant wood stain technology. This advanced chemistry delivers true penetration that rejuvenates, preserves, & protects wood surfaces. The natural ingredients replicates the function of sap to provide healthier and longer lasting wood stain finish. Brings life to the natural beauty of wood without degrading the appearance of the grain.

DO NOT USE THIS DIGITAL COLOR CHART FOR COLOR MATCHING.
This digital color chart is intended to be viewed on computer monitors to show a wide range of colors available. Colors will vary depending on your computer monitor and monitor settings. Please ask for a physical color chart to view colors, and a metal sample for color matching purposes.




Panel-Loc Plus™

Color Selection Tool



	PRIME CentralGuard
FADE PROTECTION	
Paint Warranty	LIFETIME
Paint Thickness	THICKER 1.0 mil
Fade Warranty	30-YEAR
Fade Protection	✓✓
RUST BLOCKING	
Advanced Rust Blocking	✓
Perforation Warranty	20-YEAR
Substrate Thickness	1.60 mil
Substrate Coating	Galvalume
DENT RESISTANCE	
Advanced Dent Resistance	✓
Steel Thickness	THICK
Steel Gauge	29 ga.



- Forest
- Hunter
- Colony
- Crimson
- Rustic
- Burgundy
- Gallery
- Ocean
- Ivory
- Light Stone
- Desert
- Taupe

