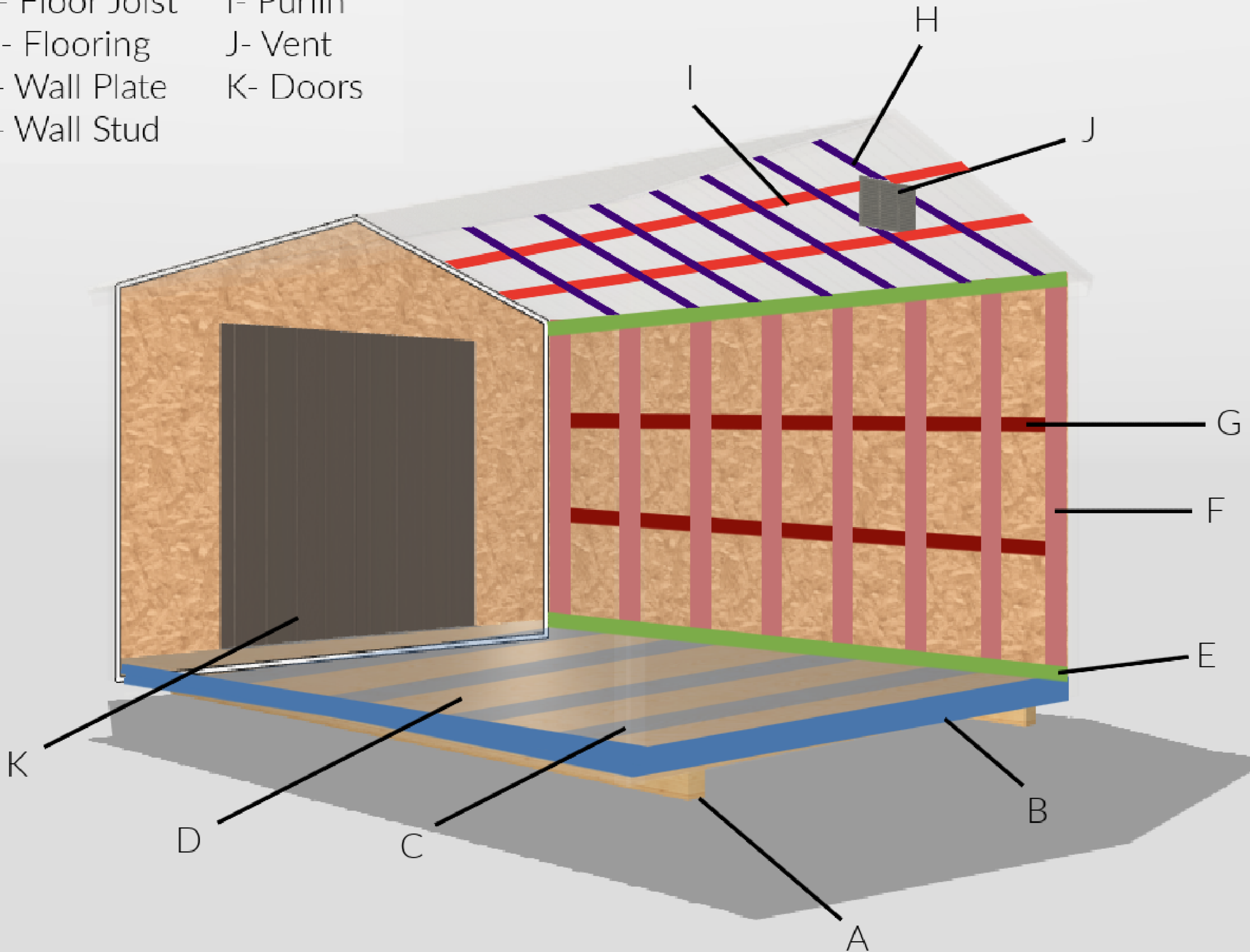


# Shedology 101

---

- A- Runner
- B- Rim Joist
- C- Floor Joist
- D- Flooring
- E- Wall Plate
- F- Wall Stud
- G- Girt
- H- Rafter
- I- Purlin
- J- Vent
- K- Doors



\*\*This diagram shows commonly referred to components and does not show all components that may make up a building. This is a generic diagram and it is important to remember all builders/brands construct their buildings differently. If you have a question regarding a particular component please reach out to your local sales rep, check out the models additional specifications on our website, or call us (270) 789 - 4236.

# Additional Specifications

## Sloping Ridge - Treated Deluxe Cabin

---

Wall Specs	
Wall Height	7' 8"
Stud Type	2" x 4"
Stud Spacing	24" o.c (Every other stud is doubled).
Siding	T1-11 treated siding
Trim	Treated trim board
Sheathing	None
Vents	1 metal vent placed at each gable. 2 Metal vents total.

Roof Specs	
Roof Pitch	4/12
Rafter Type	2" x 4"
Rafter Spacing	48" o.c
Roof Type	Central States, 29 gauge Panel-Loc Plus metal
Sheathing	Single bubble insulation

Floor Specs	
Joist Type	2" x 4"
Joist Spacing	16" o.c
Flooring	5/8" LP ProStruct Tongue and Groove flooring with SmartFinish
Runners	4" x 6" Pressure treated runners, notched
Runner #	10' Wide - 2 runners    12' & 14' wide - 4 runners.



# Additional Specifications

## Sloping Ridge - Treated Deluxe Cabin

---

Door Specs	
Standard Door	9-lite or "half glass" door (36" x 80")
Door Opening	
Threshold	Heavy duty aluminum diamond plate

Standard Features	
(5) 2' x 3' Single pane aluminum windows. Deluxe porch w/ railing.	



# Natural-Kote™ Soy-Based Wood Stain

**Superior Flowing & Penetrating Technology**

**Semi-Transparent Interior/Exterior**

**Advanced Bio-Based Technology**

- Penetrating & Non Film Forming
- Rejuvenates, Preserves & Protects
- Long Lasting UV Protection
- No Stripping For Recoats
- Green Building Compliant

**PROFESSIONAL GRADE HIGH PERFORMANCE FORMULATION**

**Tint Base 1 U.S. quart - fill rate of 30.5 fl. oz.**

**KEEP OUT OF THE REACH OF CHILDREN**

**Made in the U.S.A.**

## Natural-Kote™ Soy-Based Wood Stain Advantages

High Performance  
Penetrating Technology  
UV Resistant  
Preserves & Protects  
No Oily Films Fast  
Drying  
Virtually Odorless

Low Emitting Material  
Renewable Resource  
Recycled Content  
Non-Flammable  
Non-Hazardous

**Ingredient/CAS**  
Soy Methyl Ester/ (67762-38-3)  
Proprietary Mixture/ (N/A-Non Haz)  
Water/ (7732-18-5)

**VOC: <25 g/L**

**Manufactured by**



Rebersburg, PA

**DO NOT USE THIS DIGITAL COLOR CHART FOR COLOR MATCHING.**

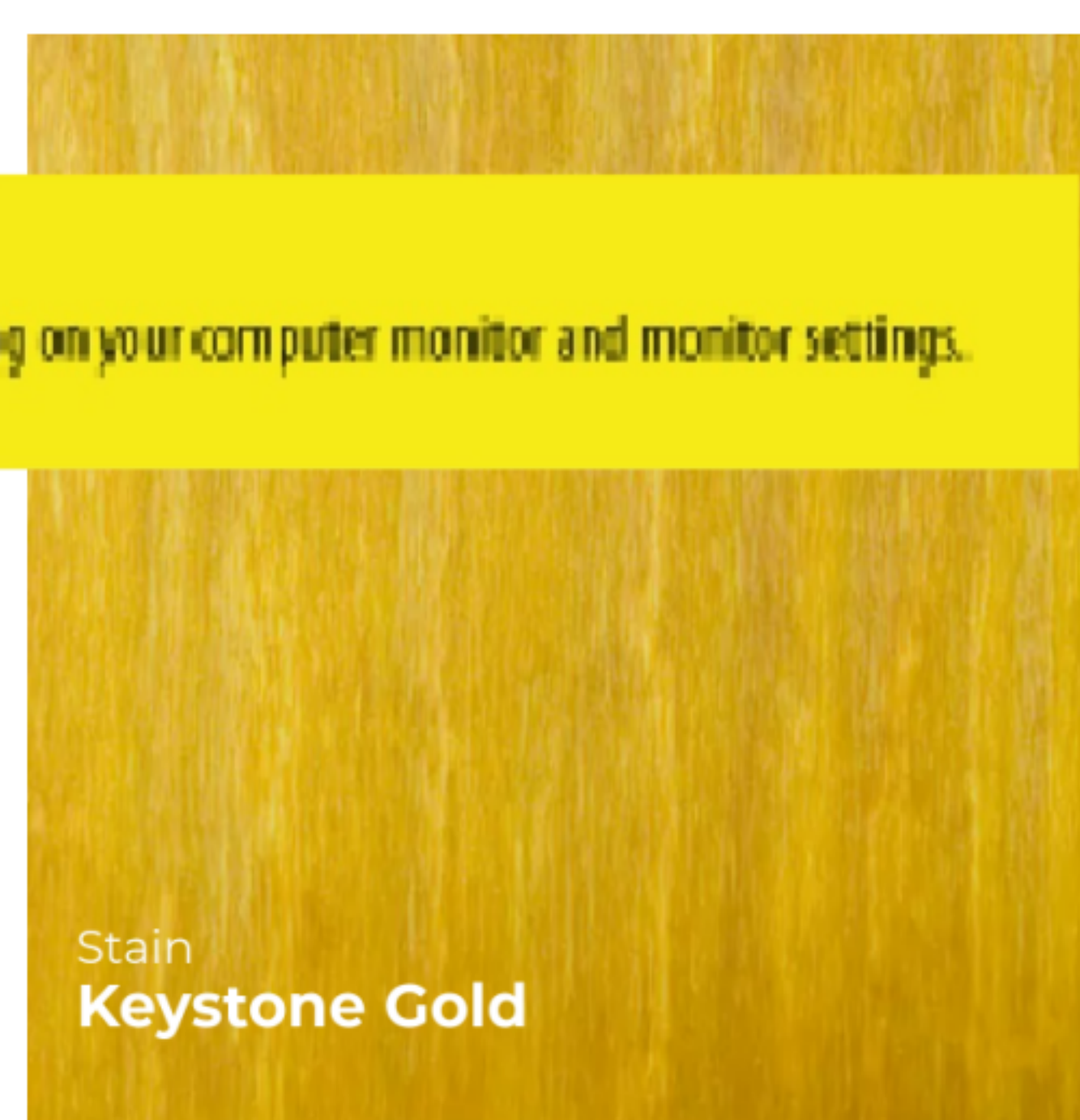
This digital color chart is intended to be viewed on computer monitors to show a wide range of colors available. Colors will vary depending on your computer monitor and monitor settings. Please ask for a physical color chart to view colors, and a metal sample for color matching purposes.



Stain  
Driftwood




Stain  
Redwood



Stain  
Keystone Gold

Natural-Kote Soy-Based Wood Stain is a leading soy-based, non-hazardous penetrating stain technology. The proprietary formulation with a soy ester dispersion resin made from rapidly renewable resource materials, makes Natural-Kote the preferred environmentally compliant wood stain technology. This advanced chemistry delivers true penetration that rejuvenates, preserves, & protects wood surfaces. The natural ingredients replicates the function of sap to provide healthier and longer lasting wood stain finish. Brings life to the natural beauty of wood without degrading the appearance of the grain.

**DO NOT USE THIS DIGITAL COLOR CHART FOR COLOR MATCHING.**  
 This digital color chart is intended to be viewed on computer monitors to show a wide range of colors available. Colors will vary depending on your computer monitor and monitor settings. Please ask for a physical color chart to view colors, and a metal sample for color matching purposes.



# Panel-Loc Plus™

## Color Selection Tool



	<b>PRIME</b> CentralGuard
<b>FADE PROTECTION</b>	<b>LIFETIME</b>
Paint Warranty	THICKER 1.0 mil
Paint Thickness	30-YEAR
Fade Warranty	✓✓
Fade Protection	
<b>RUST BLOCKING</b>	
Advanced Rust Blocking	✓
Perforation Warranty	20-YEAR
Substrate Thickness	1.60 mil
Substrate Coating	Galvalume
<b>DENT RESISTANCE</b>	
Advanced Dent Resistance	✓
Steel Thickness	THICK
Steel Gauge	29 ga.



Clear acrylic coating  
**Galvalume®**    **Burnished Slate**    **Brown**    **Tan**



- Forest
- Hunter
- Colony
- Crimson
- Rustic
- Burgundy
- Gallery
- Ocean
- Ivory
- Light Stone
- Desert
- Taupe